

LIMITED WARRANTY

Phoenix Gold International, Inc.(or "Phoenix Gold") warrants its products against defects in materials and workmanship for a limited period of time. For a period of 90 days from date of original purchase,we will repair or replace the product, at our option,without charge for parts and labor. Customer must pay all parts and labor charges after the limited warranty period expires.The limited warranty period for factory refurbished products expires after ninety (90) days from date of original purchase.The warranty is extended to 2 years from date of purchase if installed by an authorized Phoenix Gold dealer. This limited warranty applies only to purchases from authorized Phoenix Gold Electronics/Speaker retailers.

This limited warranty is extended only to the original purchaser and is valid only to consumers in the United States. Consumers are required to provide a copy of the original sales invoice from an authorized Phoenix Gold dealer when making a claim against this limited warranty. This limited warranty only covers failures due to defects in materials or workmanship that occur during normal use. It does not cover failures resulting from accident,misuse, abuse, neglect,mishandling,misapplication,alteration, faulty installation, modification,service by anyone other than Phoenix Gold,or damage that is attributable to Acts of God.It does not cover costs of transportation to Phoenix Gold or damage in transit.

This warranty will become void if the serial number identification has been wholly or partially removed,altered or erased. Repair or replacement under the terms of this warranty does not extend the terms of this warranty. Should a product prove to be defective in workmanship or material,the consumer's sole remedies will be repair or replacement as provided under the terms of this warranty. Under no circumstances shall Phoenix Gold be liable for loss or damage,direct,consequential or incidental,arising out of the use of or inability to use the product.There are no express warranties other than described above.

CAUTION

Tantrum-X Coaxials are capable of extremely high sound volumes. Prolonged exposure to these high sound levels can cause hearing loss. We want you to enjoy your Phoenix Gold speakers for a long time to come. Please exercise reason and restraint accordingly.



© 2003 PHOENIX GOLD INTERNATIONAL
9300 North Decatur • Portland, OR 97203
www.phoenixgold.com

TANTRUM X

series

COAXIALS



Congratulations on your purchase of a new Tantrum-X Coaxial loudspeaker system. By purchasing Phoenix Gold, you've demonstrated a desire to own the finest in audio reproduction. Phoenix Gold strives to provide you, the customer, with the most thoroughly engineered and tested car audio products possible.

TANTRUM-X COAXIAL FEATURES:

- Developed by Phoenix Gold from the ground up to set new standards in performance.
- 20mm and 25mm,ferro-fluid filled, parachute silk dome tweeters
- Grained aluminized polypropylene cone material is precisely injection molded to be very light and rigid for excellent signal tracking
- Optimized magnet/motor structures result in high efficiency and clarity
- Advanced butyl rubber surround is more rugged than foam, resists moisture and UV, and is extremely well damped
- Flat linear roll spider reduces distortion and provides maximum voice coil centering
- Rigid powder coated steel frame
- Multi-terminals provided for optional performance crossover
- Standard mounting sizes and bolt patterns

TANTRUM-X SPEAKER INSTALLATION

Selecting the placement of your new Tantrum-X Coaxial speakers could be as easy as using the existing factory locations or may require you to create a new location. Speaker placement in the door, dash, or rear deck is the most common. See your local Phoenix Gold Dealer for additional location and mounting assistance.

DOORS /REAR DECK

1. Many vehicles already have factory locations (Figure 1.) to house the "DROP IN" feature of the Tantrum-X Coaxial line. If no existing locations are available or are not used (Figure 2.), check the desired location for adequate cutout area and any depth obstructions. Make sure to allow sufficient clearance for window tracks, structural braces, trunk lid springs, etc.
2. Assuming enough area and depth is available, use the provided template and trace the speaker cutout and mounting holes onto the surface of the mounting location.
3. If the mounting surface is not structurally strong enough to accommodate screws, (i.e. plastic, cardboard) use the provided speed clips which will act as a nut for the supplied screws.
4. Always provide water protection if not supplied in the vehicle. We suggest using a rain shield or equivalent. If in doubt, please contact your Phoenix Gold Dealer.

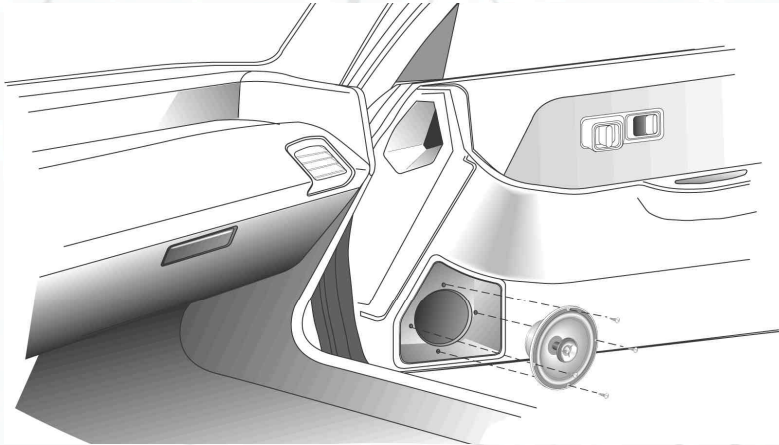


Figure 1 - Factory "Drop In" location in door.

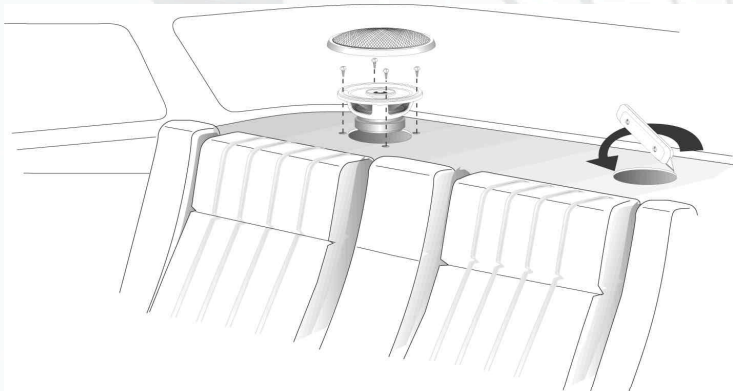


Figure 2 - Creating new speaker location in rear deck.

DASH

1. Vehicles with dashboard speaker locations (Figure 3) typically will not require modification. Use extreme caution when removing the factory grills.

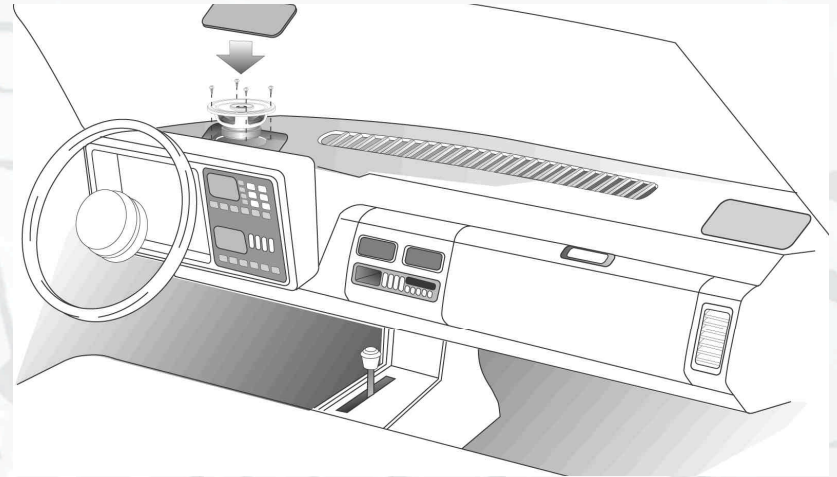


Figure 3 - Factory dash speaker location.

TWEETER ADJUSTMENT

The Tantrum-X Coaxial series features several types of unique tweeters. The 20mm fixed tweeters that are angled to allow the user to rotate the speakers during installation for optimum listening. Other models include the 20mm and 25mm pivoting tweeters for greater installation flexibility and coverage by aiming the high frequencies toward the listener. When mounted low in the door, angle the tweeter up for better off axis performance. In rear deck or dashboard installations, angle the tweeter away from the rear glass to reduce reflections.

SPECIFICATIONS

MODEL	POWER HANDLING (RMS/PEAK)	FR (HZ)	IMPEDANCE (OHMS)	SENSITIVITY (DB)	MOUNTING DEPTH (INS.)	MOUNTING DIAM. (INS.)
TX4.0c	50/100	95-20K	4	88	2	4
TX5.0c	60/120	80-20K	4	90	2 3/8	4 1/2
TX6.0c	70/140	70-20K	4	91	2 1/2	5 1/8
TX6.5c	70/140	70-20K	4	91	2 5/8	5 5/8
TX46.0c	60/120	75-20K	4	90	2 1/4	3 1/2 x 5 5/8
TX57.0c	70/140	65-20K	4	91	2 3/8	5 x 7 1/8
TX69.0c	70/140	60-20K	4	91	3 1/4	6 x 8 5/8