

## Specifications

### OCTANE-R SERIES R15.0:1 and R8.0:1 CLASS D MONOBLOCK AMPLIFIERS

CONTINUOUS OUTPUT POWER RATED AT 14.4 VDC AND 1% THD (WATTS):

#### R15.0:1

##### MAXIMUM POWER OUTPUT

INTO 4 OHM	.750 X 1
INTO 2 OHM	.1500 X 1

##### CONTINUOUS POWER OUTPUT

INTO 4 OHM	.500 X 1
INTO 2 OHM	.1000 X 1

RECOMMENDED FUSE SIZE	.2 X 40 AMP ATO
CHASSIS DIMENSIONS	.16.5L X 10.875W X 2.25H

#### R8.0:1

##### MAXIMUM POWER OUTPUT

INTO 4 OHM	.400 X 1
INTO 2 OHM	.800 X 1

##### CONTINUOUS POWER OUTPUT

INTO 4 OHM	.300 X 1
INTO 2 OHM	.600 X 1

RECOMMENDED FUSE SIZE	.2 X 40 AMP ATO
CHASSIS DIMENSIONS	.14.75L X 10.875W X 2.25H

FREQUENCY RESPONSE	±1dB 20Hz TO 330Hz
SIGNAL TO NOISE RATIO (20Hz TO 330Hz)	>90dB
SIGNAL INPUT SENSITIVITY	.200 MILLIVOLTS TO 4 VOLTS
DC INPUT VOLTAGE RANGE	.10 VDC TO 15.5 VDC
TYPICAL CURRENT DRAW AT IDLE	<1.5 AMPS
BASS BOOST	.0 TO 15dB @ 45Hz
CROSSOVER SLOPE	.18dB PER OCTAVE
CROSSOVER RANGE	.30 TO 300Hz
SUBSONIC FILTER SLOPE	.18dB PER OCTAVE
SUBSONIC FILTER RANGE	.20 TO 55Hz
MINIMUM LOAD STABILITY	.2 OHM

DUE TO ON-GOING CONTINUOUS PRODUCT DEVELOPMENT, FEATURES, SPECIFICATIONS AND AVAILABILITY ARE SUBJECT TO CHANGE WITHOUT NOTICE.

### LIMITED WARRANTY

Phoenix Gold International, Inc. (or "Phoenix Gold") warrants its products against defects in materials and workmanship for a limited period of time. For a period of one (1) year from date of original purchase, we will repair or replace the electronic product, at our option, without charge for parts and labor. Customer must pay all parts, labor and shipping charges after the limited warranty period expires. The limited warranty period for factory refurbished products expires after ninety (90) days from date of original purchase. This limited warranty applies only to purchases from authorized Phoenix Gold Electronics/Speaker retailers.

This limited warranty is extended only to the original purchaser and is valid only to consumers in the United States. Consumers are required to provide a copy of the original sales invoice from an authorized Phoenix Gold dealer when making a claim against this limited warranty. This limited warranty only covers failures due to defects in materials or workmanship that occur during normal use. It does not cover failures resulting from accident, misuse, abuse, neglect, mishandling, misapplication, alteration, faulty installation, modification, service by anyone other than Phoenix Gold, or damage that is attributable to Acts of God. It does not cover costs of transportation to Phoenix Gold or damage in transit.

This warranty will become void if the serial number identification has been wholly or partially removed, altered or erased. Repair or replacement under the terms of this warranty does not extend the terms of this warranty. Should a product prove to be defective in workmanship or material, the consumer's sole remedies will be repair or replacement as provided under the terms of this warranty. Under no circumstances shall Phoenix Gold be liable for loss or damage, direct, consequential or incidental, arising out of the use of or inability to use the product. There are no express warranties other than described above.

### GARANTIE LIMITÉE

Phoenix Gold International, Inc. (ou "Phoenix Gold") garantit ses produits contre tous défauts matériels et de fabrication pour une période de temps limitée. Pour une période d'un (1) an, comptée à partir de la date d'achat original, nous réparerons ou remplacerons le produit électronique, à notre choix, sans frais de pièce ou de main-d'œuvre. Le client doit payer pour toutes pièces, main-d'œuvre et frais d'expédition une fois la période de garantie limitée expirée. La période de garantie limitée pour des produits remis à neuf en usine expire après quatre-vingt-dix (90) jours comptés à partir de la date d'achat original.

Cette garantie limitée s'applique seulement aux achats provenant de détaillants PG d'Electronique/Haut-parleurs autorisés. Cette garantie limitée ne couvre que l'achat original. Au moment de faire une demande pour faire valoir cette garantie limitée, il peut être exigé des consommateurs de fournir une copie de la facture de vente originale provenant d'un concessionnaire PG autorisé. Cette garantie limitée ne couvre que les défaillances dues aux défauts matériels ou de fabrication qui surviennent lors d'usage normal. Elle ne couvre pas les défaillances survenant par accident, mauvais emploi, abus, négligence, fausse manœuvre, démonlage, altération, installation défectueuse, modification, entretien par personne autre que PG, ou dégâts attribuables à une catastrophe naturelle. Elle ne couvre pas les frais d'expédition à PG ou les dégâts survenus en transit.

Cette garantie sera annulée si l'identification du numéro de série a été complètement ou partiellement enlevée, changée ou effacée. La réparation ou le remplacement selon les termes de cette garantie ne prolonge pas les termes de cette garantie. S'il était prouvé qu'un produit a un défaut matériel ou de fabrication, les seuls recours offerts au consommateur seront la réparation ou le remplacement selon les termes de cette garantie. En aucune circonstance PG ne sera responsable pour la perte ou de dégâts directs, indirects ou accidentels, survenant par l'utilisation ou par l'impossibilité d'utilisation du produit. Il n'y a pas de garantie expresse autre que celle décrite ci-dessus.


Octane **R**

Monoblock Amplifiers

# PHOENIX GOLD

## Product Manual

### R15.0:1 and R8.0:1



HIGH EFFICIENCY "CLASS D" MONOBLOCK AMPLIFIER  
MONOBLOCK CLASS "D" À HAUTE EFFICACITÉ

ALUMINUM INSERT AND ILLUMINATED CARBON FIBER BADGE  
INSERTION EN ALUMINUM ET ÉCUSSON ILLUMINÉ EN FIBRE DE CARBONNE

18dB LOW PASS CONTINUOUSLY VARIABLE CROSSOVER (30-300Hz)  
FILTRE SOUS-BASSES VARIABLE DE 18dB (30-300Hz)

18dB SUBSONIC FILTER (20-55Hz)  
FILTRE SUBSONIC À 18dB (20-55Hz)

LOW PASS LEVEL (LPL) CONTROL READY  
RÉGLAGE DU SIGNAL GRACE AU CIRCUIT (LPL)

TWIN "T" BASS EQ CIRCUITRY  
CIRCUIT BASSE EQ DOUBLE "T"

REMOTE MONITORING DISPLAY (RMD) PORT  
PORT DE BRANCHEMENT POUR UN AFFICHEUR DE STATUS

OPTIONAL NEON KITS  
TROUSSES FACULTATIVES DE NÉON

OPTIONAL REMOTE MONITORING DISPLAY (RMD)  
ÉCRAN FACULTATIF POUR CONSULTATION VOLTAGE

OPTIONAL TUNER INSPIRED BLUE OR RED ANODIZED POWER DISTRIBUTION BLOCKS AND AUDIO INTERCONNECTS  
BLOCS DE DISTRIBUTION POUVOIR ET CABLES CONNECTENT D'AUDIO FACULTATIFS EN BLEU OU ROUGE ANODISÉ

OPTIONAL TUNER INSPIRED BLUE OR RED ANODIZED TOP-PLATE AND NEON RAIL REPLACEMENT KITS  
TROUSSES DE REMPLACEMENT, EN BLEU OU ROUGE ANODISÉ, DE BARRE DE NÉON ET DE LA PREMIER PLAQUE

PHOENIX GOLD

© 2003 Phoenix Gold International, Inc.

9300 North Decatur • Portland, OR 97203 • Tel: 503.286.9300 • Fax: 503.978.3380 • www.phoenixgold.com



# Operational Details

**BADGE** The badge will light blue to indicate the amplifier has turned on. By removing the two mounting screws the badge can be rotated 90 degrees for additional mounting options.

**REMOTE VOLTAGE DISPLAY INPUT** Connect the optional RMD Voltage Display to this jack.

**STATUS LEDs**

- 1 **RED** - Lights if the amplifier shuts down due to overheating. If the internal heatsink reaches 90 degrees Celsius, the amplifier shuts down until the internal temperature falls below 90 degrees.
- 2 **RED** - Impedance is too low or a direct short is present on the speaker outputs.

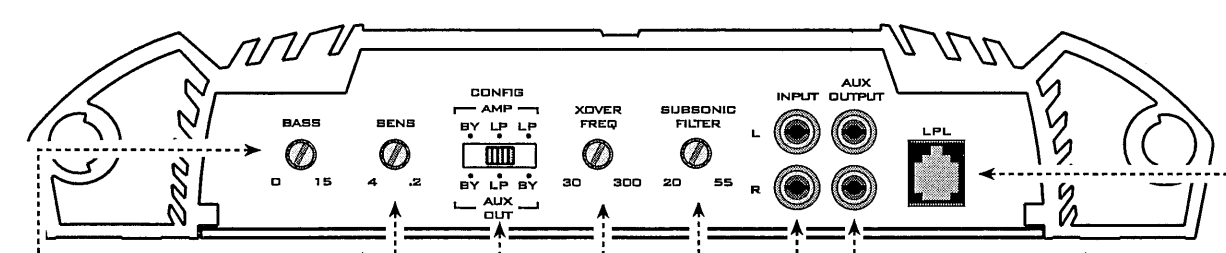
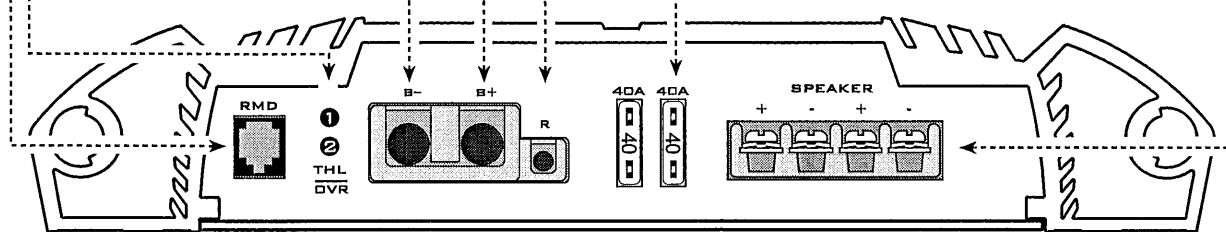
**B- TERMINAL (CHASSIS GROUND)** Connect to a clean, solid chassis ground. Remove all paint and dirt from the chassis connection point. **Minimum cable size is 4 gauge.** Keep the cable as short as possible.

**B+ TERMINAL (BATTERY POSITIVE)** Connect directly to the positive battery terminal. **Minimum cable size is 4 gauge.** Remember to fuse this cable within 18 inches of the positive battery terminal.

**REMOTE TURN-ON TERMINAL** Connect to a switched 12 Vdc source such as the headunit's "remote" or power antenna wire.

**SPEAKER OUTPUTS** Used to connect the amplifier to speakers. The separate + and - terminals are internally wired in parallel. Minimum speaker cable size is 12 gauge (PG# SS122, SS212 or QS122). Lowest recommended impedance is 2 ohms. **1 ohm operation or lower is not recommended.**

**FUSES** Used to protect the amplifier. If replacement is necessary, use the same size and type as indicated on the endpanel. **Never use a fuse with a higher amp rating.**



**INPUT SENSITIVITY** Used to reach maximum amplifier power with a wide variety of headunits. The amplifier is more sensitive to input signals when set to .2 and less sensitive when set to 4.

**CONFIG SWITCH** This switch affects both speaker and auxiliary outputs. The top half of the switch indicates the type of signal fed to the speaker outputs. The bottom half indicates the type of signal fed to the auxiliary outputs. For low pass signal set the switch to LP. To bypass crossover, subsonic and bass boost features set the switch to BY.

**CROSSOVER FREQUENCY** Controls the lowpass crossover point for the speaker and auxiliary outputs. The crossover frequency is adjustable from 30 to 300Hz with a 18dB per octave slope.

**TWIN-T™ BASS EQ** This control allows up to 15dB of boost at 45Hz for the speaker and/or auxiliary outputs. Use this control sparingly. Every 3dB of boost requires double the power at 45Hz. The bass boost will not effect the signal if the config switch is set to BY/BY.

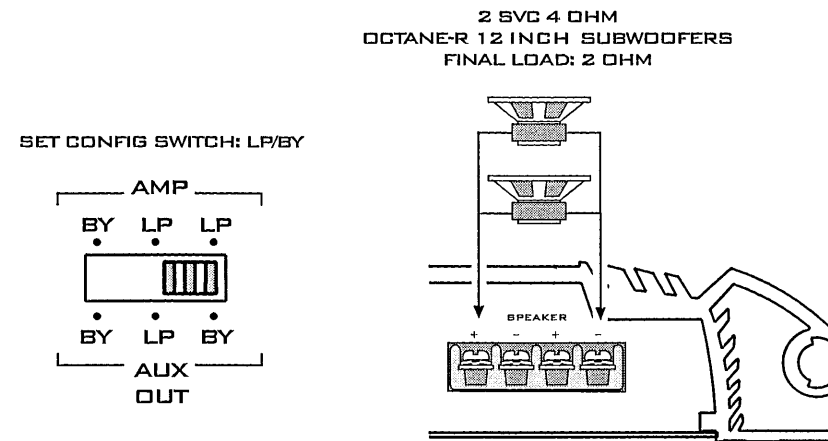
**INPUTS** Connect preamp signal cables from the head unit to these terminals. To maximize noise rejection, we recommend using Phoenix Gold ARx.800, ARx.700, ARx.600 or ARx.500 series twisted pair interconnects.

**SUBSONIC FREQUENCY** Controls the high pass crossover point for the speaker outputs. This eliminates extreme low frequencies from reaching the subwoofers. The crossover frequency is adjustable from 20 to 55Hz with a 18dB per octave slope. The subsonic filter is activated when the config switch is set to LP. It will effect the auxiliary output when the config switch is set to LP/LP.

**AUXILIARY OUTPUTS** Provides a configured signal for an additional amplifier or signal processor. The CONFIG switch determines the state of the signal.

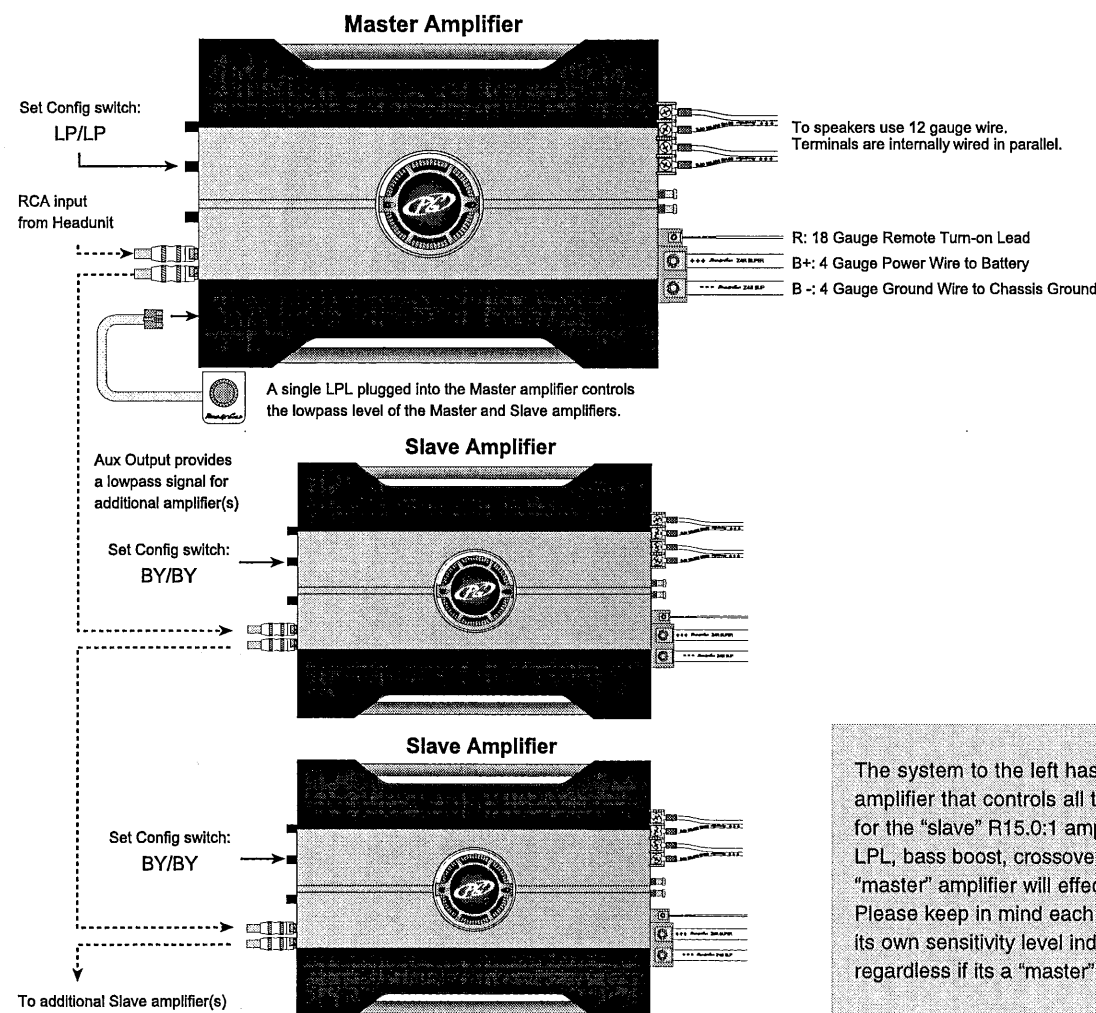
**LPL44 PORT** This port is for connecting the optional LPL44™ Remote Lowpass Level Control knob allowing up to 20dB of volume adjustment. The LPL44 will only work when the config switch is set to LP. It will also control the level of the auxiliary output when the config switch is set to LP/LP.

# System Example



**LOW PASS SYSTEM**  
LOWEST RECOMMENDED LOAD  
2 OHM

# SPL System Example



The system to the left has a "master" R15.0:1 amplifier that controls all the of signal processing for the "slave" R15.0:1 amplifiers downstream. The LPL, bass boost, crossover and subsonic filter on the "master" amplifier will effect all "slave" amplifiers. Please keep in mind each amplifier must still have its own sensitivity level individually adjusted regardless if its a "master" or "slave" amplifier.

